

What Does the 2016 Census Reveal about Pacific Islands Communities in Australia?

James Batley

In Brief 2017/23

The release of the 2016 Australian national census data allows comparisons with data from the 2006 and 2011 censuses. What do the data reveal about Pacific Islander communities in Australia?

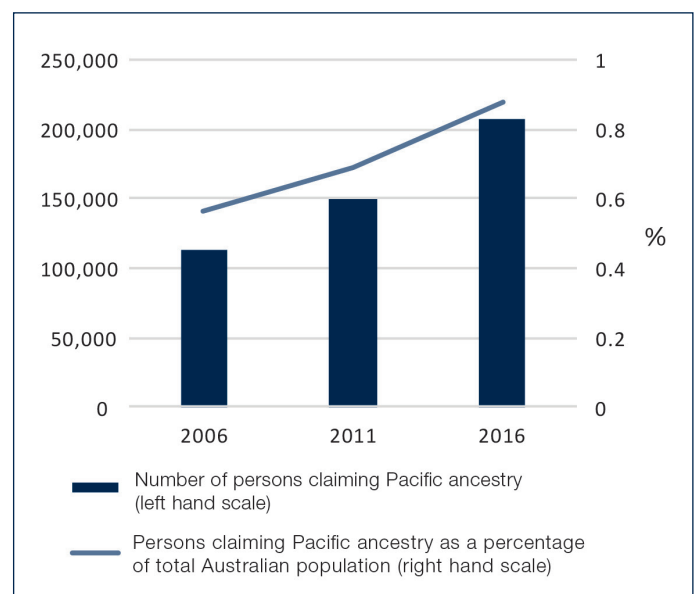
The following analysis is derived from census data on individuals claiming Pacific Islands ancestry (categorised by the ABS as Micronesian, Melanesian and Papuan, and Polynesian).¹ It does not include persons claiming New Zealand (including Māori) ancestry nor does it include persons claiming Fiji-Indian ancestry.² Following the ABS taxonomy, Fiji is included in the Polynesian category. This analysis draws on ancestry rather than place of birth statistics as the latter captures only first generation migrants, rather than the totality of multi-generational 'Pacific Islander' communities, and may also include the children of expatriates born in Pacific Island countries who do not identify as persons of Pacific Islands ancestry. In addition, as noted by Pryke (2014), place of birth data masks the role of New Zealand as a waystation for migration to Australia from countries such as Tonga, Samoa and Cook Islands.

What are the headline trends?

1. The number of people in Australia claiming Pacific Islands ancestry (excluding Māori) is growing strongly both in absolute terms and as a proportion of the total population (Figure 1). Those claiming Pacific Islands ancestry went from 112,133 in 2006 to 150,068 in 2011 to 206,673 in 2016. (The number of those claiming Māori heritage is a further 128,430 on top of this.) As a proportion of the total population of Australia this group went from 0.56% in 2006 to 0.69% in 2011 to 0.88% in 2016.

2. The rate of increase of people claiming Pacific ancestry is much higher than for the total population (Figure 2). The Australian population increased by 8.3% between 2006 and 2011, and by 8.8% between 2011 and 2016. By contrast, the population of those claiming Pacific Islands ancestry grew by 33.8% between 2006 and 2011, and by 37.7% between 2011 and 2016. And although the numbers are much smaller, the growth in those claiming Pacific ancestry is on a par with the

Figure 1: Growth in population claiming Pacific ancestry



rate of increase in people claiming Chinese ancestry over the same period, although lower than the rate of increase in people claiming Indian ancestry.

Figure 2: Percentage increase Australia vs selected groups

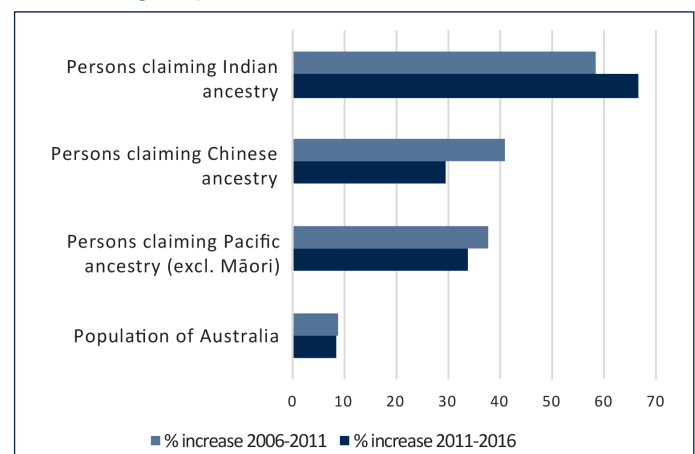
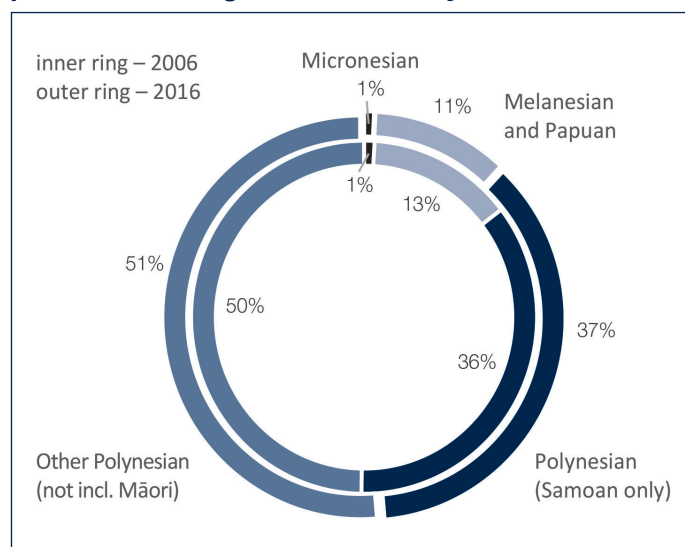


Figure 3: Change in percentage composition of persons claiming Pacific ancestry



3. Polynesia (including Fiji) remains by far the largest source of origin among the Australian population claiming Pacific ancestry. Moreover, the population of those claiming Polynesian ancestry is growing faster than other Pacific groups. Those claiming Polynesian ancestry (not including Māori) have grown by 90% since 2006, and numbered 181,904 at the 2016 census. By contrast, the Melanesian and Micronesian populations (now 23,102 and 1667 respectively) have grown by 51.6% and 50.4% respectively over the same period, and both off low bases. This means that the Polynesian community is growing larger as a proportion of the total Australian population (confirming a trend observed by Pryke in discussing the 2011 census), but also that the share of people claiming Polynesian ancestry among all people claiming Pacific ancestry is growing (Figure 3).

4. New South Wales is home to the largest population of people claiming Pacific ancestry, with just over 38% of the total, followed closely by Queensland with 34%. In NSW, western Sydney (Blacktown) and south-western Sydney see the highest concentrations of people claiming Pacific ancestry; in Queensland, the highest numbers are recorded in the Ipswich–Logan–Gold Coast–Beaudesert area south of Brisbane.

5. Finally, those claiming Samoan ancestry remain easily the largest single group among people claiming Pacific Islands ancestry, more indeed than Fiji even when Fiji Indians are included. The population claiming Samoan ancestry now numbers over 75,000, dwarfing figures for those claiming ancestry from Australia's much closer neighbours Papua New Guinea, Solomon Islands and Vanuatu (18,802, 1883 and 956 respectively).

These are only the broadest trends observable from a comparison of the 2016 census data with that of 2011 and 2006.

Clearly, much more detailed analysis is possible, and desirable, across a wide range of variables.

Conclusion

It should be noted that not all those who claim Pacific Islands ancestry may necessarily identify as part of a 'Pacific Islands community'. Conversely, informal contact with Pacific community representatives suggests that there may be an element of under-reporting in the census; something that is suggested in, for instance, a Queensland report on Pacific Islander and Māori health needs (Queensland Health 2011). Accepting those caveats, what is striking about the census figures is less the strong growth in the number of those claiming Pacific ancestry in Australia than the relatively small number of those claiming Melanesian ancestry relative to those claiming Polynesian ancestry. It is striking indeed that fewer than 19,000 people in Australia claim ancestry from our nearest neighbour, Papua New Guinea, or that fewer than 1000 people claim ancestry from Vanuatu. (This is all the more remarkable given UN population [estimates](#) for Melanesia of around 10 million compared to less than 700,000 for Polynesia.) The Australian Government is investing in better people-to-people links between Australia and the Pacific. If there is any link between settler communities in Australia and Australia's soft power in the Pacific (and above this is admittedly a link that is poorly understood) then the 2016 census figures should give the government pause, and much food for thought.

Author notes

James Batley is a Distinguished Policy Fellow with SSGM.

Endnotes

1. The census codes ancestry using the [Australian Standard Classification of Cultural and Ethnic Groups](#) (ASCCEG), 2016.
2. Data on persons claiming Fiji-Indian ancestry were reported separately in the 2011 and 2016 censuses, but not in 2006, making this group's inclusion in cross-census comparisons difficult.

References

- Source for all data: [Australian Bureau of Statistics](#).
- Pryke, J. 2014. [Pacific Islanders in Australia: where are the Melanesians?](#) Devpolicy Blog: A Development Policy Centre Weblog.
- Queensland Health 2011. Queensland Health Response to Pacific Islander and Māori Health Needs Assessment. Division of the Chief Health Officer, Brisbane: Queensland Health.

